



AccuSQL



AccuTrack

What's New in Version 2019?

Revision 1.0.0

December 7, 2018



© 2018 Engineerica Systems, Inc. All Rights Reserved

Contents

What's new in AccuTrack and AccuSQL 2019!.....	3
New Automated Task Scheduler – AccuTask Scheduler	4
New Reports Center and Improved Options	6
More organized and speedy Media Checkout	11
Improved Waiting List features.....	13
Intake System can now display Student Photos	14
Filtering Options added to the grid in the last screen of the Import Feature	15
User-friendly Custom Queries.....	16
Tutor Off-Time Options Enhanced	20
Session Questionnaires filtered by Activity	21
Option to enable appointments for Global Activities while restriction set to only Registered Classes .	22

What's new in AccuTrack and AccuSQL 2019!

There's quite a bit of improvements that you can expect in the latest edition of our AccuTrack and AccuSQL software suite. We always look to our users first for all these improvement ideas whether it is from our day-to-day interactions or suggestions made online through the [User Voice](#). In this update there some amazing new features and an overall enhancement of our existing ones. We hope you enjoy using the new software as much as we enjoyed working on getting to implement these updates for the 2019 release.

Our most exciting new editions for the 2019 Version are definitely going to be the AccuTask Scheduler and the Reports Center. The AccuTask Scheduler allows for a more seamless process when it comes to scheduling automated tasks through AccuTrack/AccuSQL. While, the Reports Center adds a new and intuitive feature to browse reports in order to find the best reports to suit your institutions needs.

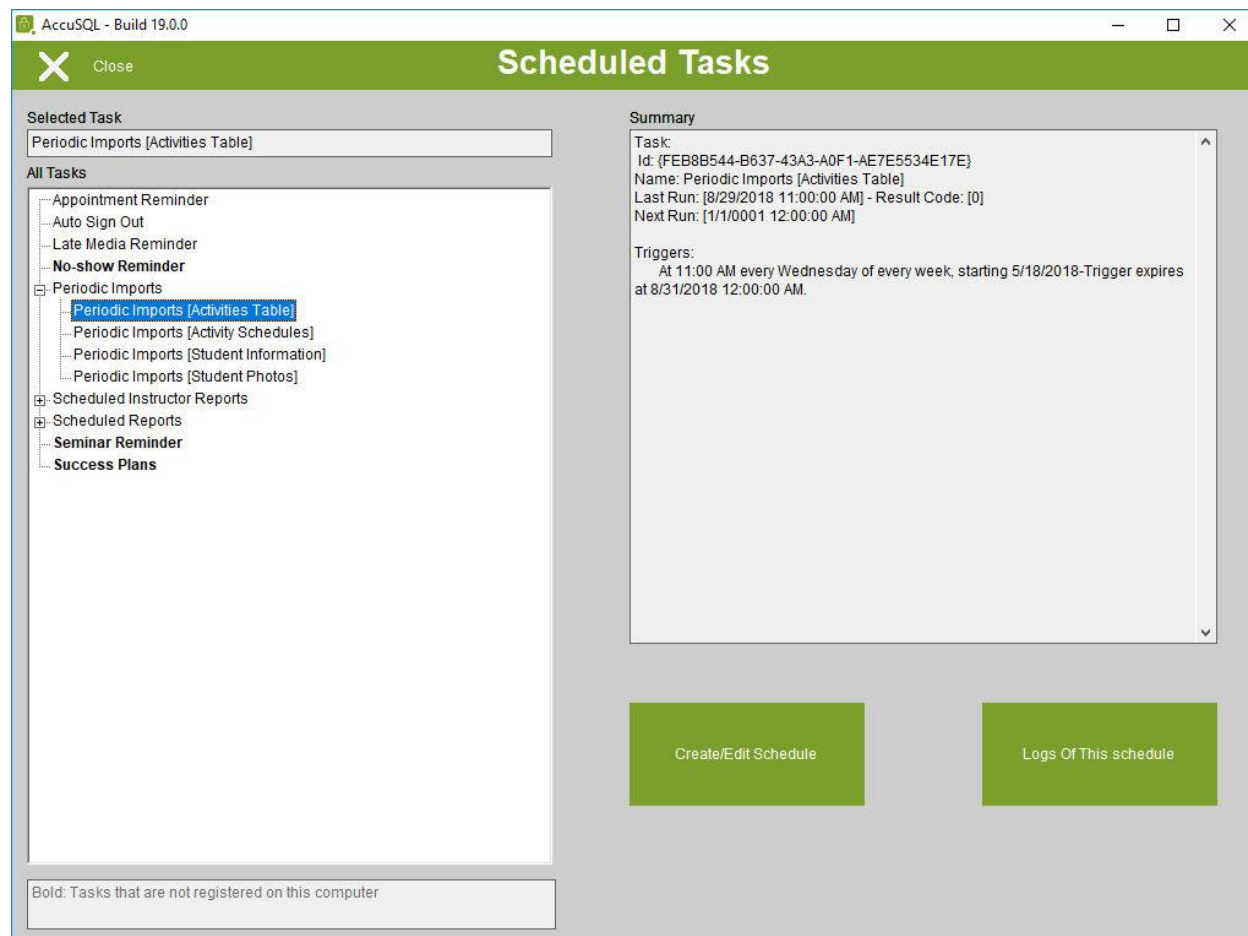
Other improvements include even more local lab support in several areas, including some additional report filters, and numerous other enhancements.

Please read further to review additional details about all of the new features.

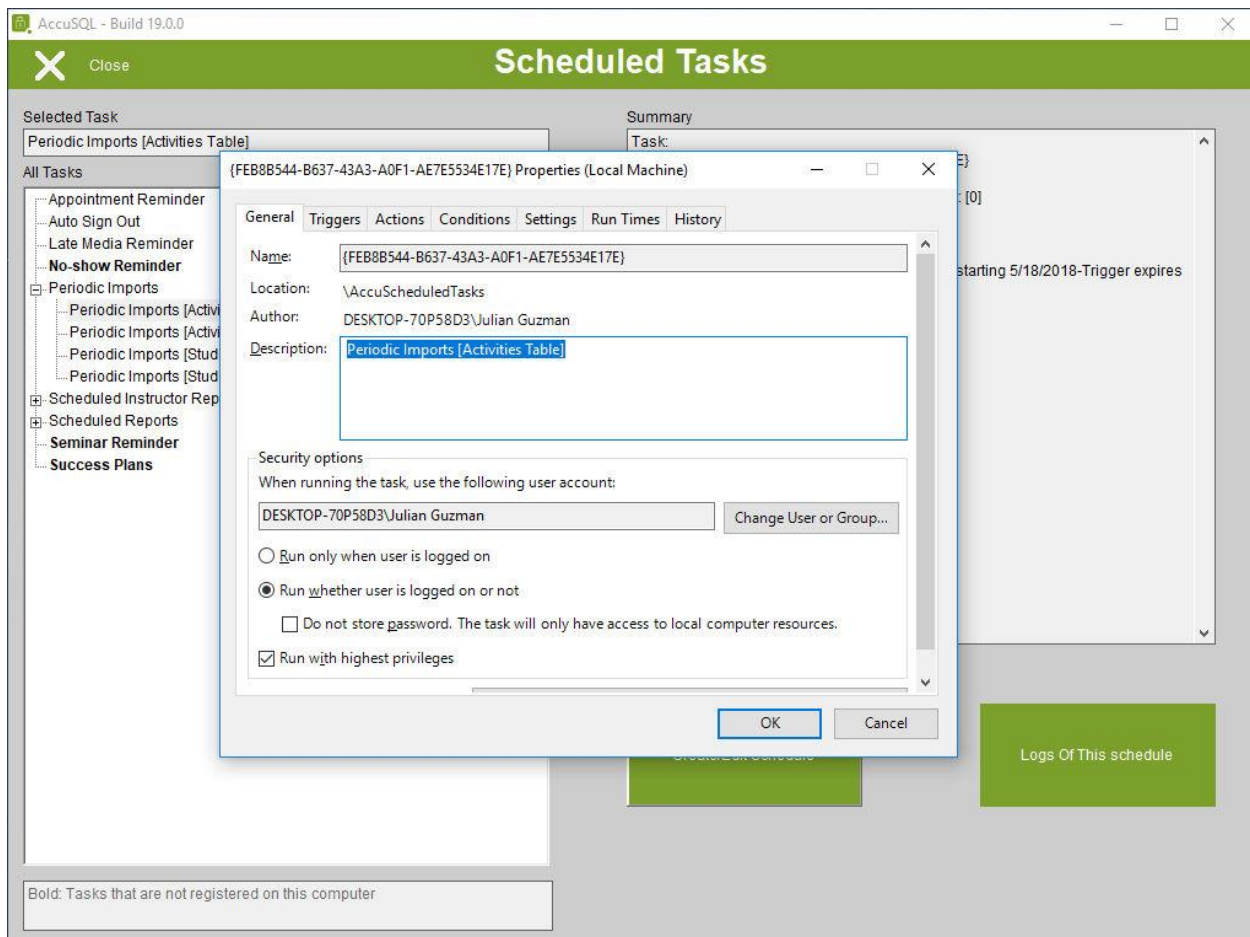
Best wishes,
AccuSQL/AccuTrack Team

New Automated Task Scheduler – AccuTask Scheduler

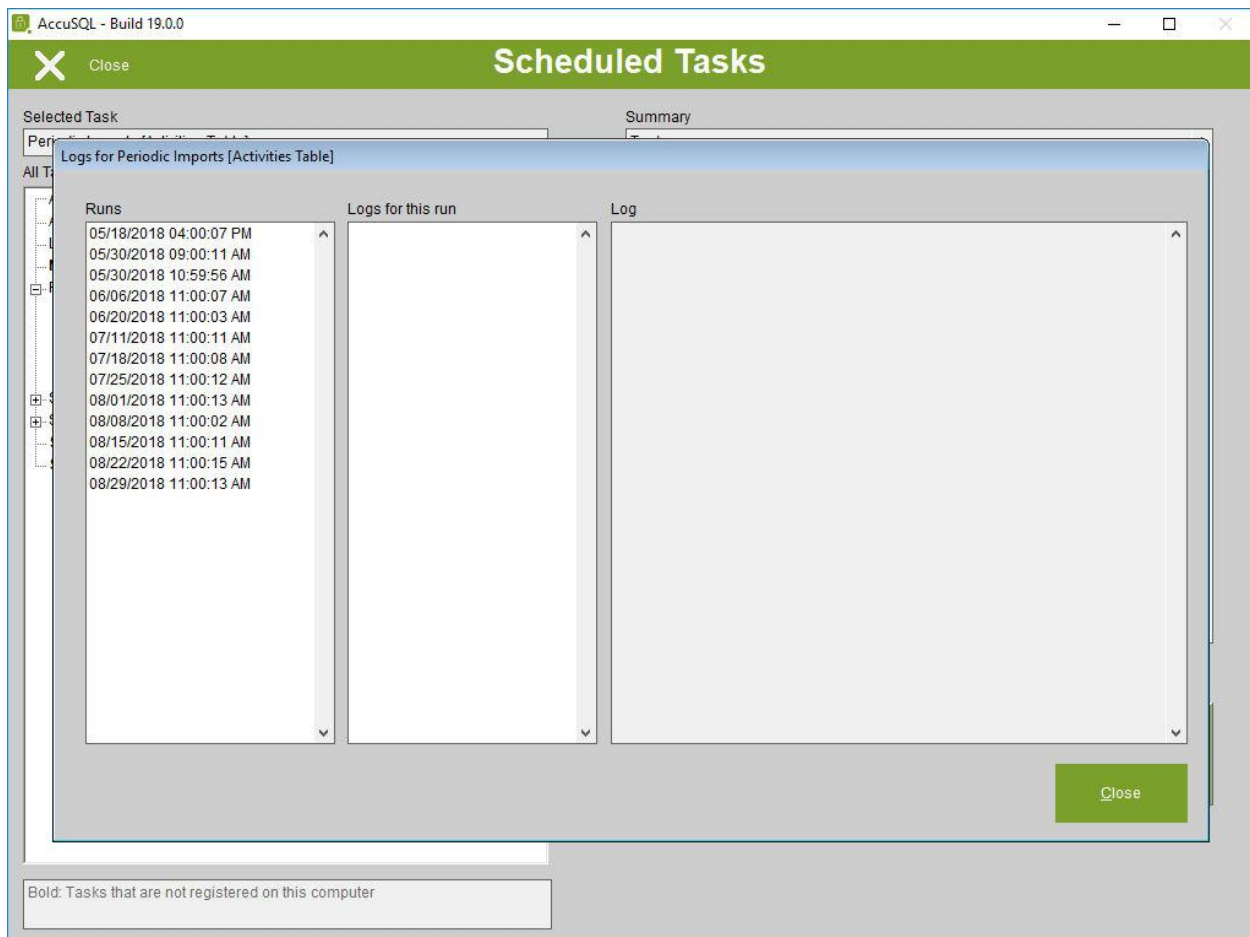
Our development team worked for about 6 months on a much needed improvement to the Task Scheduler which handles the regularly posted imports, automatic student sign-outs, scheduled reports, and more. This has been a headache for our users and support team alike for years as it would not always run reliably due to a variety of reasons (the user not having the proper Windows permissions, security settings needed on that computer not given, etc.). **With the re-write of this tool we have solved that problem!** This work was actually released (unofficially) to our version 2018 users in late May of 2018 which has since been improved with feedback from our clients who have had a chance to utilize this update.



How we accomplished avoiding many of the problems with our previous/existing tool and the Windows permissions/security needed is **AccuTask Scheduler is integrated with Windows Task Scheduler** already included in your Windows installations. This means changing when they run, security and permission settings, and other option for these tasks to run should be something your IT teams are very familiar with setting up and maintaining.



In addition, the AccuTask Scheduler is more robust as it can continue to attempt running a task, even if the task does not run for some reason. Another improvement to help with that is if a certain report or import fails, then the process will continue with the next report or import so that one missing file or corrupted file will not stop all the other scheduled items from firing. To help you (and us) to troubleshoot issues with Automated Tasks, the AccuTask Scheduler also comes with a 'Log' feature accessible directly from AccuTrack/AccuSQL that will show you exactly where the task errored-out.



We have also included smart features to prevent the AccuTask Scheduler from sending out old or expired messages. With the new interface you can create tasks to run from anywhere or at the same time as others without any issues. This means that tasks can now be scheduled from multiple labs too if needed (you may need to use multiple client terminals to do this in some cases).

New Reports Center and Improved Options

After getting some valuable feedback from our existing AccuTrack and AccuSQL users in a survey we conducted earlier this year we found that the filtering in the Reports needed to go through some evaluations, the overall organization and feel of the reports needed updating, adding some missing reports, and increasing overall functionality and usability of this feature.

First, the Reports Center can be viewed in two different modes – Column Mode and List Mode. You will also notice that you have several tabs up at the top with different views – Standard, Favorites, Customized, Memorized, and Scheduled.

AccuSQL - Build 19.0.0
Close

Reports Center

Standard
Favorites
Customized
Memorized
Scheduled
Column Mode
List Mode

Student Reports
Tutor Reports
Instructor Reports
Student Groups Reports
Sports
Grants
Registration Reports
Visits Reports
Tutor Visits Tracking Reports
Profile Reports
Appointment Reports
Media Check-out Reports
Feedback Survey Reports
Session Log Reports
Program Assessment Reports
Tutoring Requests Reports
Seminar Reports
System Reports
Computer Lab Reports
Success Plan Reports
Center Analytics

Period
This Semester
From
Sat, Sep 01, 2018, 12:00 AM
To
Mon, Dec 31, 2018, 11:59 PM

Visits By Activity

Detail

Category	Activity	Visitors	Sign-ins	Hours
Advising	Advising	3	3	00:00
	Advising	3	3	00:00
	Advising	3	3	00:00
	Advising	3	3	00:00
	Advising	3	3	00:00
Advising	Advising	3	3	00:00
	Advising	3	3	00:00
	Advising	3	3	00:00
	Advising	3	3	00:00
	Advising	3	3	00:00

Visits By Activity

Summary

Category	Activity	Visitors	Sign-ins	Hours
Advising	Advising	3	3	00:00
	Advising	3	3	00:00
	Advising	3	3	00:00
	Advising	3	3	00:00
	Advising	3	3	00:00
Advising	Advising	3	3	00:00
	Advising	3	3	00:00
	Advising	3	3	00:00
	Advising	3	3	00:00
	Advising	3	3	00:00

Visits by Student with Tutor Comments

Detail

Category	Activity	Visitors	Sign-ins	Hours
Advising	Advising	3	3	00:00
	Advising	3	3	00:00
	Advising	3	3	00:00
	Advising	3	3	00:00
	Advising	3	3	00:00
Advising	Advising	3	3	00:00
	Advising	3	3	00:00
	Advising	3	3	00:00
	Advising	3	3	00:00
	Advising	3	3	00:00

AccuSQL - Build 19.0.0
Close

Reports Center

Standard
Favorites
Customized
Memorized
Scheduled
Column Mode
List Mode

Student Reports
Tutor Reports
Instructor Reports
Student Groups Reports
Sports
Grants
Registration Reports
Visits Reports
Tutor Visits Tracking Reports
Profile Reports
Appointment Reports
Media Check-out Reports
Feedback Survey Reports
Session Log Reports
Program Assessment Reports
Tutoring Requests Reports
Seminar Reports
System Reports
Computer Lab Reports
Success Plan Reports
Center Analytics

Period
This Semester
From
Sat, Sep 01, 2018, 12:00 AM
To
Mon, Dec 31, 2018, 11:59 PM

Visits By Activity

Detail

What were the visits per activity?

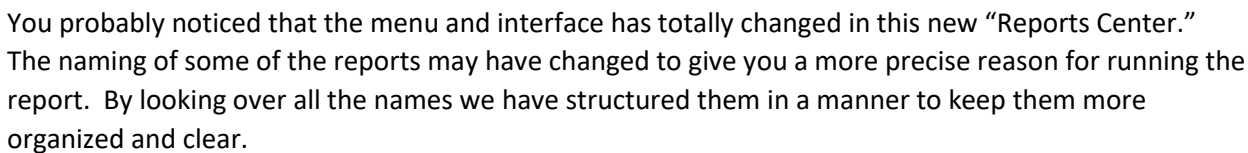
Category	Activity	Visitors	Sign-ins	Hours
Advising	Advising	3	3	00:00
	Advising	3	3	00:00
	Advising	3	3	00:00
	Advising	3	3	00:00
	Advising	3	3	00:00
Advising	Advising	3	3	00:00
	Advising	3	3	00:00
	Advising	3	3	00:00
	Advising	3	3	00:00
	Advising	3	3	00:00

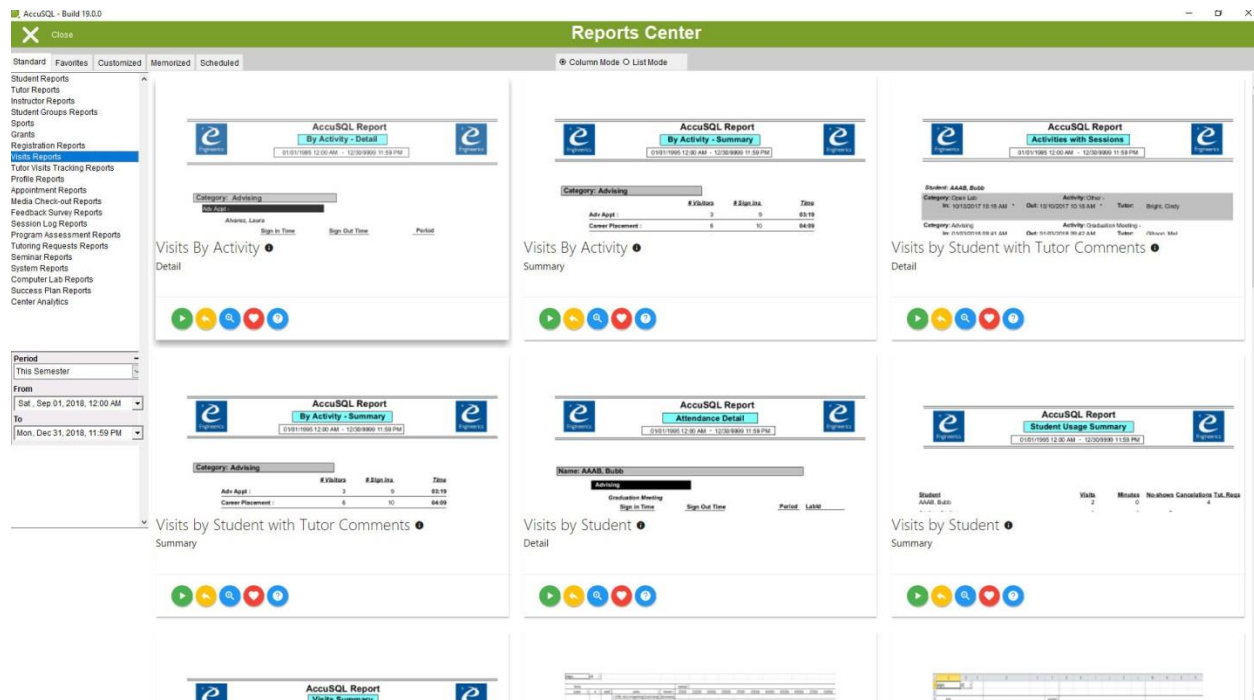
Visits By Activity

Summary

How many visitors, sign-ins, and hours did each activity receive?

Category	Activity	Visitors	Sign-ins	Hours
Advising	Advising	3	3	00:00
	Advising	3	3	00:00
	Advising	3	3	00:00
	Advising	3	3	00:00
	Advising	3	3	00:00
Advising	Advising	3	3	00:00
	Advising	3	3	00:00
	Advising	3	3	00:00
	Advising	3	3	00:00
	Advising	3	3	00:00





To help you find just the report you are looking for we have updated the short and long descriptions of the reports, provided multiple preview options including a hover option, and even added a quick run option (with no filters aside from the date) so that you can quickly find the report that works for your unique reporting needs. Clients will still have access the classic “Reports” screen, if they are not ready to train staff on the new Reports Center.

AccuSQL - Build 19.0.0

Close
Media Stock

ID	Type	Title	Instructor	Max Out	Active	In	Note	LabId
1	Hardware	Computer 1		1 Hours	Yes	Yes		COMP LAB
3777777	Hardware	Digital Camera 1		4 Hours	Yes	No		COMP LAB
3888888	Hardware	Digital Camcorder 1		4 Hours	Yes	Yes		COMP LAB
3999999	Hardware	Calculator 1		2 Hours	Yes	Yes		MATH
4777777	Book	Brave New World		3 Days	Yes	No		LIBR
4888888	Book	The Great Gatsby		3 Days	Yes	Yes		LIBR
4999999	Book	The Fellowship of the Ring		3 Days	Yes	Yes		LIBR
5777777	Hardware	Computer 3		1 Hours	Yes	Yes		COMP LAB
5888888	Hardware	Computer 2		1 Days	Yes	Yes		COMP LAB
5999999	Hardware	Computer 1		1 Weeks	Yes	Yes		COMP LAB

ID
4999999

Type
Book

Title
The Fellowship of the Ring

LabId
Library

Instructor

Max Out
3

Note

☐ Hours
☒ Days
☐ Weeks

☒ Active

Add
Delete
Edit

AccuSQL - Build 19.0.0

Close
Express Media Checkout

☐ Single Mode
☒ Multi Mode

Media:

Media ID
3888888

ID	Type	Title	Instructor	Max Out	Active	In	Note
1	Hardware	Computer 1		1 Hours	Yes	Yes	
3888888	Hardware	Digital Camcorder 1		4 Hours	Yes	Yes	
4777777	Book	Brave New World		3 Days	Yes	No	

Student:

Student ID
Name
Phone
(407) -
Out

☐ In
☐ Active

Student has

ID	Title	Type	Out	Due

Improved Waiting List features

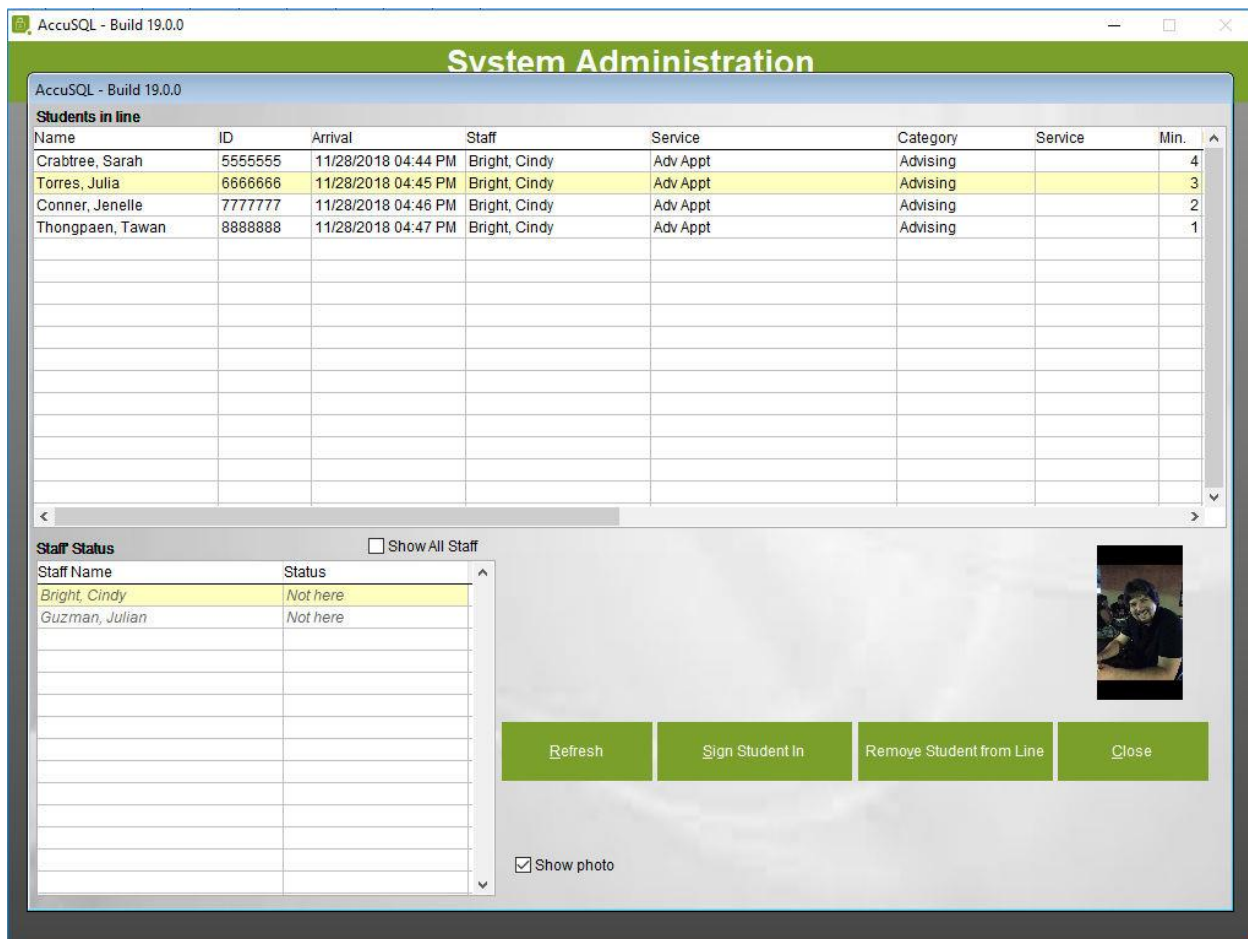
We have some improvements to our Waiting List screen that will be sure to help our centers that take advantage of the student Intake System. First we made the default headers for the “Tutor” and “Activity” update the text to match the Local Lab Terminology used in your Center so that Advising sees “Advisors” and Testing Centers see “Tests Wait Line”, etc. We also added the option to hide the Tutor column or hide the Activity column if the information selected does not need to be displayed to students. We also update the welcome text to use the correct information.

#	Student	Staff	Activity
1	Graff-Rapoza, Steffanie	Guzman, Julian	Career Placement
2	Rodriguez, Santiago	Bright, Cindy	Adv Appt
3	Crabtree, Sarah	Bright, Cindy	Adv Appt
12/10/2018 09:21 AM Showing 1-3 of 3			
Welcome to our center. Please have your ID card ready.			

#	Student
1	Graff-Rapoza, Steffanie
2	Rodriguez, Santiago
3	Crabtree, Sarah
12/10/2018 09:26 AM Showing 1-3 of 3	
Welcome to our center. Please have your ID card ready.	

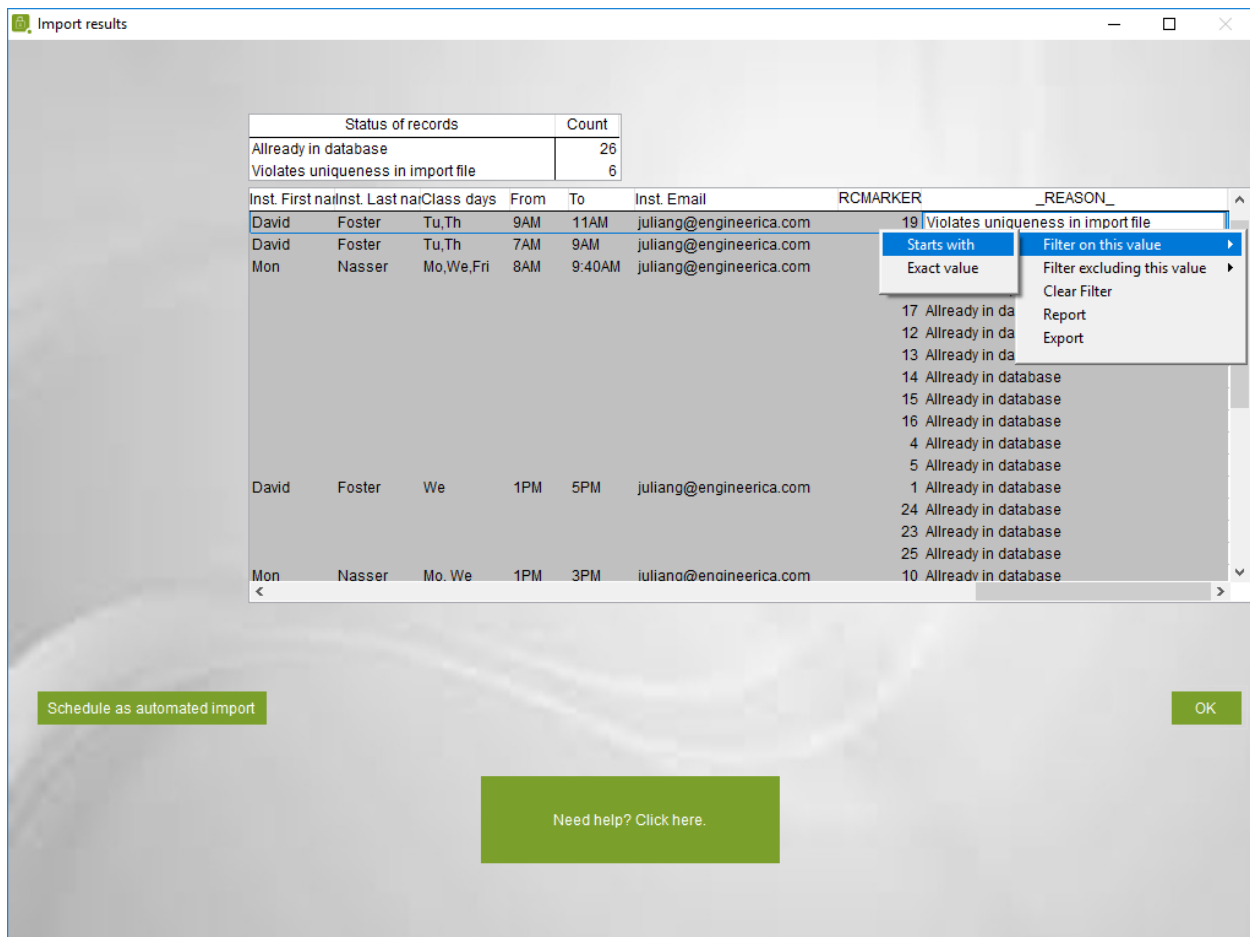
Intake System can now display Student Photos

If you are one of our many clients using the Intake system, then you will be happy to learn that you can now see student photos in the queue. This feature can only be turned on by an Admin for security reasons. The feature itself is notable for assisting Tutors/Staff with matching a face to the name of the student that they will be meeting.



Filtering Options added to the grid in the last screen of the Import Feature

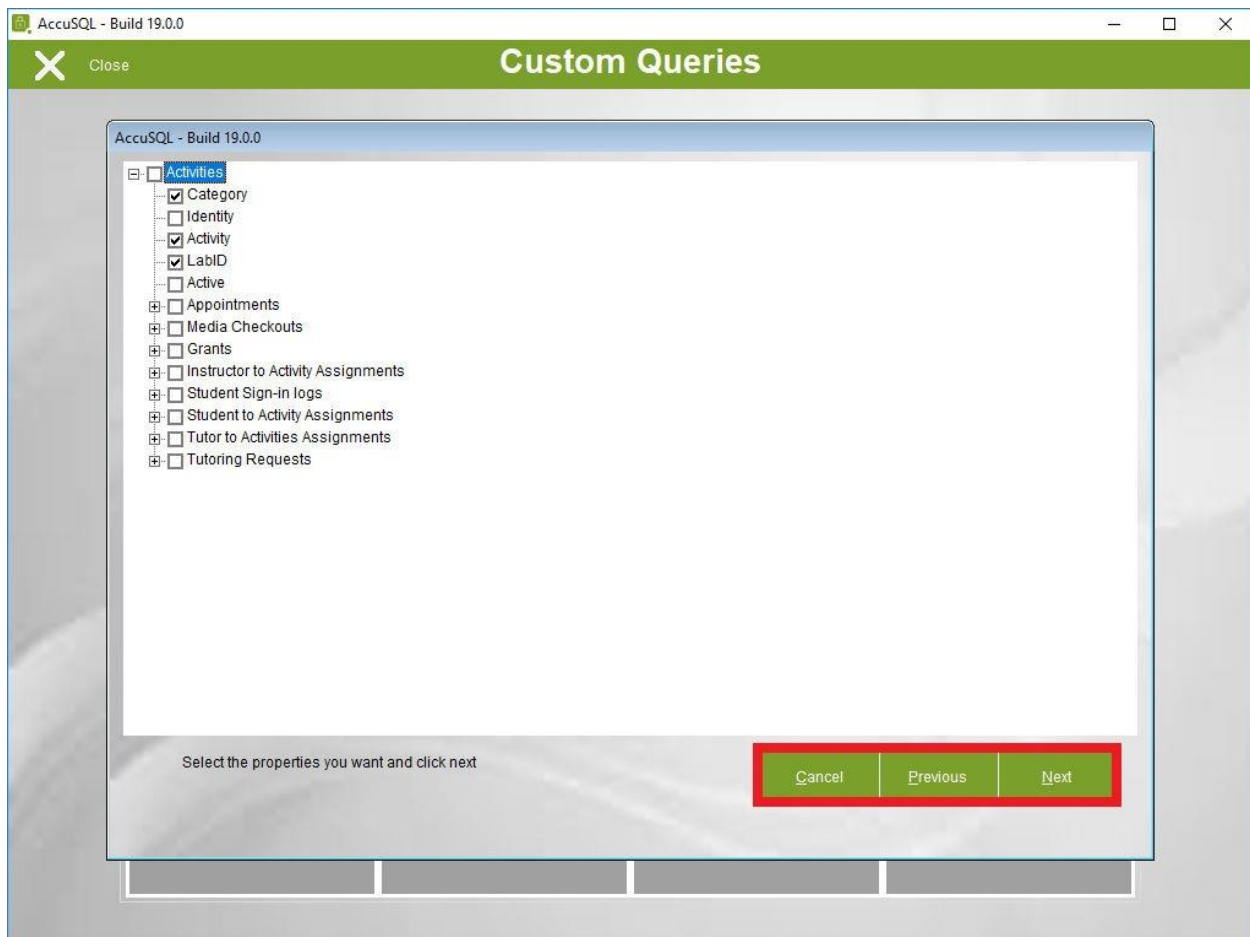
While creating the import jobs in AccuTrack/AccuSQL you'll notice now the grid in the Import Wizard's last screen will allow filtering and sorting on the summary page so you can identify records that are shown as having issues. With this update you'll now know exactly what is needed to update the CSV import file so it will run without any issues the next time.



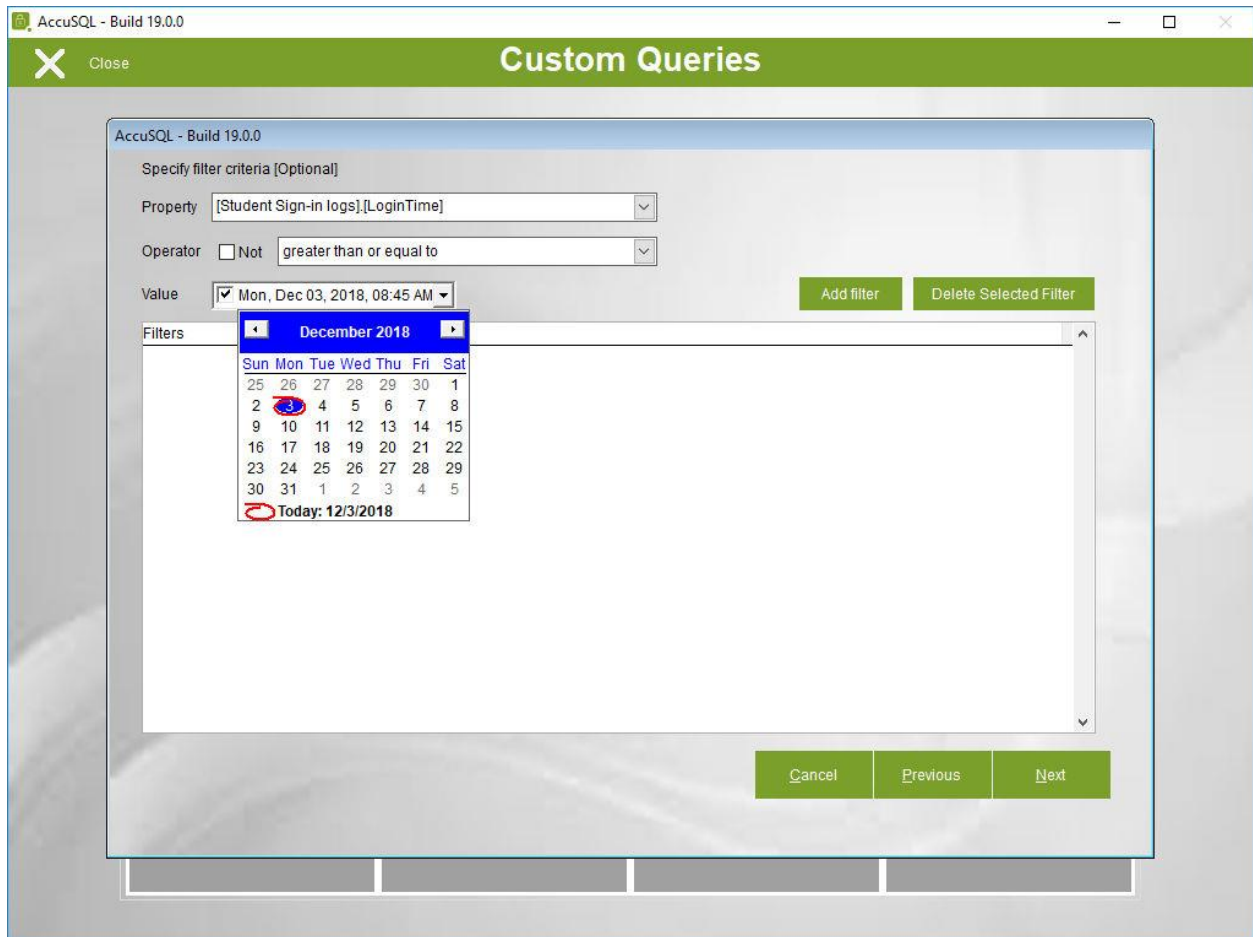
User-friendly Custom Queries

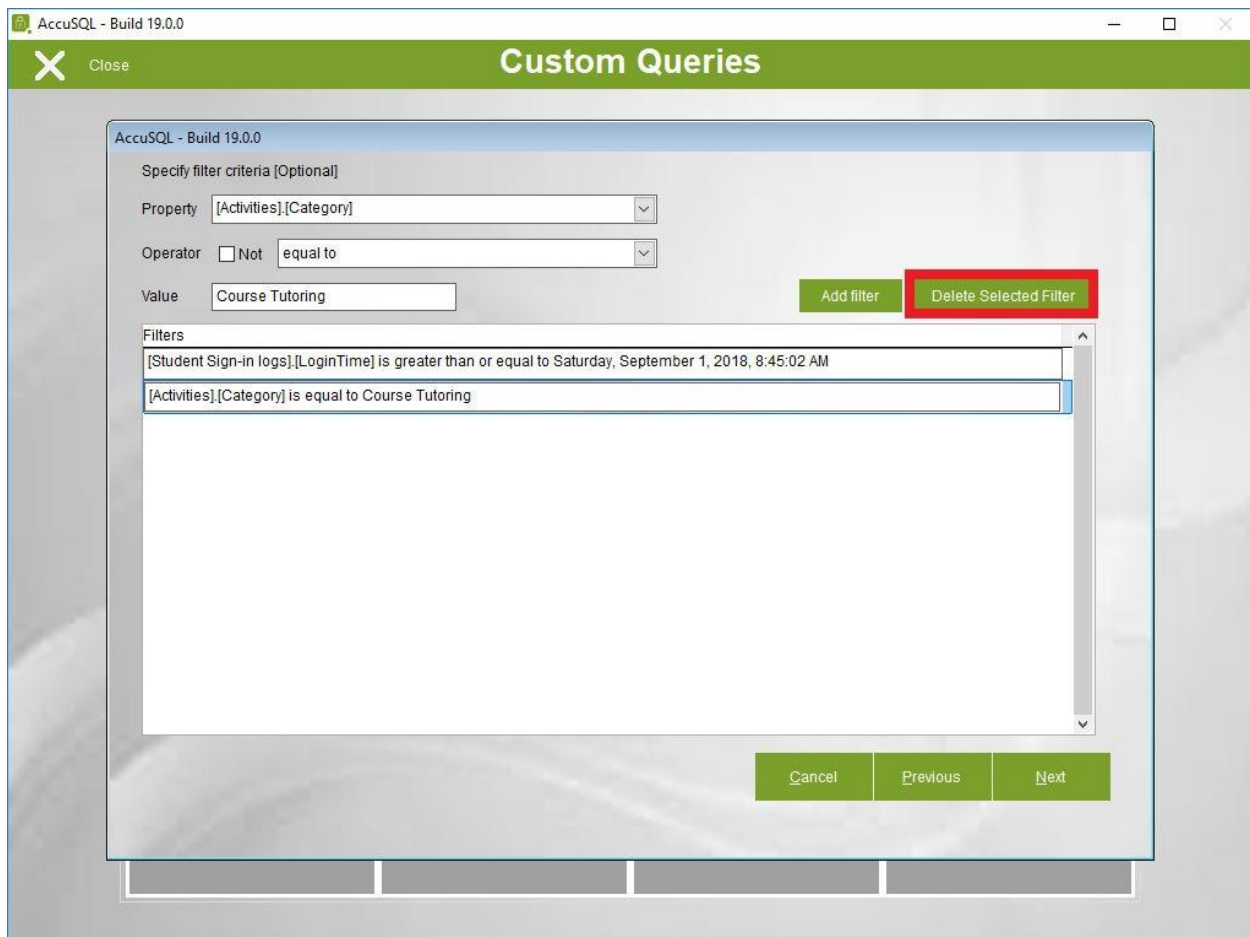
Most of our users would probably never know this feature exists or if they have used it in the past would refuse to use it because of the complexity required to make the queries. This does not mean that a novice will not still be confused by the advanced query generator, but it makes this reporting feature a lot more user-friendly for those who are in need of custom reports pulling from multiple tables in AccuTrack and AccuSQL.

In an effort to make this option more user-friendly we have started by adding a "Back" button so you can return to the previous screen in case you forgot to select an option.

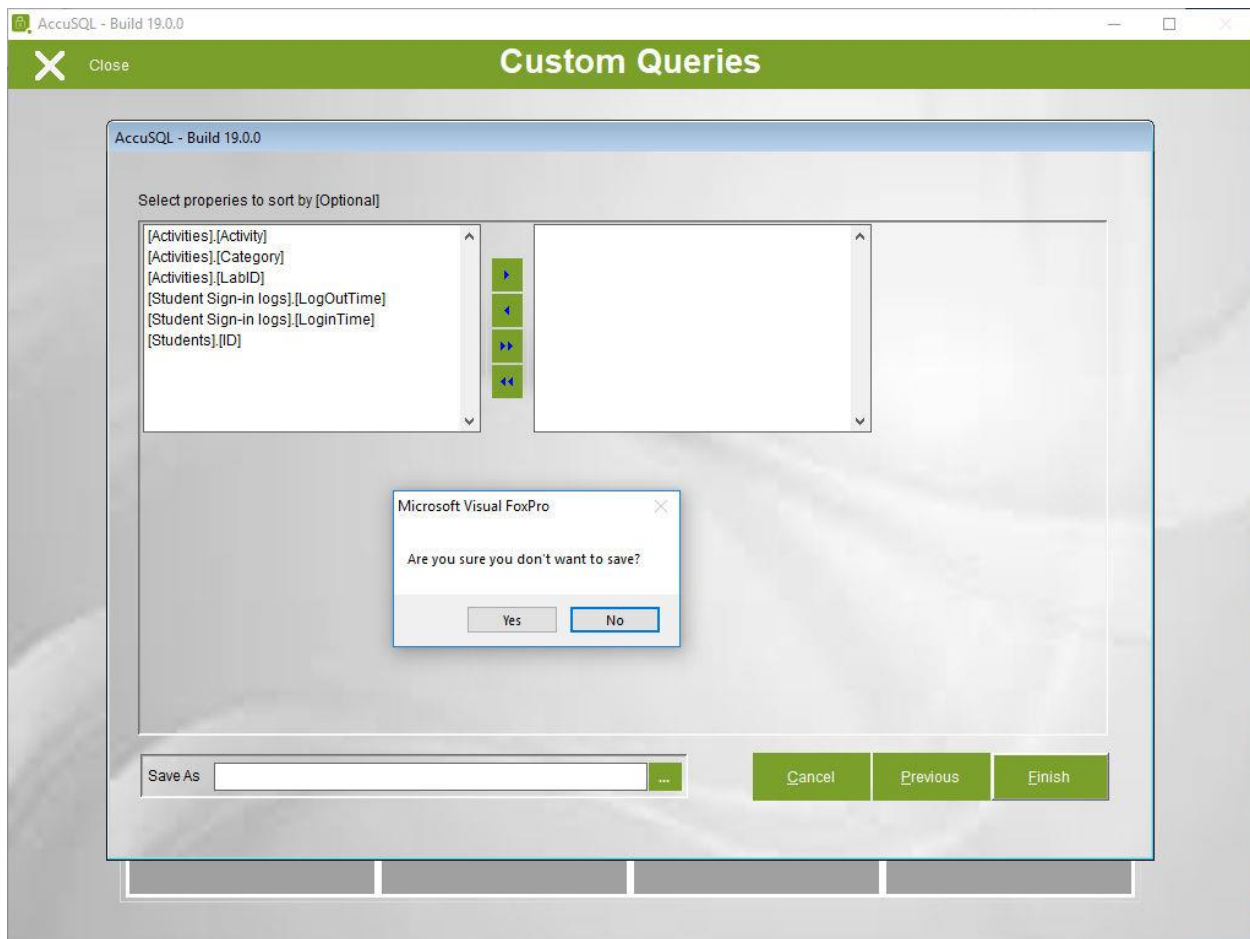


Next we now are allowing you to delete a filter that you created in error after adding it to the query. Many times this would mean starting over if you used the incorrect date/time format or did not use the exact name of the group that you were trying to report on, etc. We also made the “value” field in the date filter easier to enter. Now, if you select a date field, then you will get a calendar menu.





Finally to make it more user-friendly instead of letting you accidentally skip saving the query it will now prompt you that you have not selected a location to save the query. This should allow you to then run or modify the query in the future.



Tutor Off-Time Options Enhanced

To help make Tutors lives easier we have added a few enhancements in the AccuTrack and AccuSQL 2019 software. Now the grid in when selecting the **Tutor Off Times** it is now a *Multi-select grid* so they can select multiple tutors and apply the entered off time to all of them. There will also be a message that will confirm that you want to “Apply the entered off time to X, Y, & Z tutors?” which will avoid accidental selection of tutors.

AccuSQL - Build 19.0.0

Session Questionnaire Setup

Close

Question	Active	Required	Type
How was the student's understanding of the materia	Yes	Yes	Radio

Question
How was the student's understanding of the material?

☒ Active
☒ Required

Type
☒ Radio
☐ Checkbox
☐ Combobox
☐ Listbox
☐ Listbox (multiple selection)

Add Delete Edit

Answer	Active	Weight
Excellent	Yes	4
Above Average	Yes	3
Average	Yes	2
Below Average	Yes	1
Abysmal	Yes	0
Non-Existent	Yes	-1

Answer
Excellent

☒ Active
Weight: 4 NotApplicable

Add Delete Edit

Lab: Tutoring Center

Specific Activity: ENG405 Software Engineering [Course Tutori]

Preview

Option to enable appointments for Global Activities while restriction set to only Registered Classes

Before: If the Restriction Option for 'Only allow registered students to schedule appointments' was checked, then activities that where set to Global Registration could not have appointments. This did not make sense to us as Global Registration was meant to be accessible to anyone for anything.

Now: You can toggle on or off a new option right below 'Only allow registered students to schedule appointments' called – 'Also allow scheduling appointments to Global Activities without registration.' This means that you now get to choose whether or not Global Activities will be available for student to make appointments.

AccuSQL - Build 19.0.0

Close
Control Panel

- Welcome Screen Options
- Activity Screen Options
- Tutor Selection Screen Options
- New Student Options
- Tutor Sign-In Options
- Visit Tracking Module Options
- Student Profile Update Options
- Appointments Options
 - E-mail Confirmation Options
 - Email Reminders Options
 - Restrictions Options
 - Media Check-out Options
- Feedback Survey Options
 - Activity Feedback Options
 - Tutor Feedback Options
- Session Log Options
- Email Settings Options
 - Text Messaging Configuration
- Tutoring Request Email Template
- ID Settings Options
- Waiting Options
- Student and Tutor Pad Options
- System Options
- Sign-out Options
- Shutdown Options
- Computer Lab Options
- Web Gateway Options

Lab: Advising Office

Appointments Restrictions

☐ Only allow students to schedule appointments with staff assigned to them in the staffing Requests screen

☒ Only allow registered students to schedule appointments

☒ Also allow scheduling appointments to global services without registration

☒ Freeze new appointments if no-shows exceed: 5

☒ Freeze new appointments if cancellations exceed: 5

☐ Maximum number of appointments per day: 2

☐ Maximum number of appointments per week: 5

Cancel

Save