



## Survey Results Report

### Center Evaluation - Summer 2018

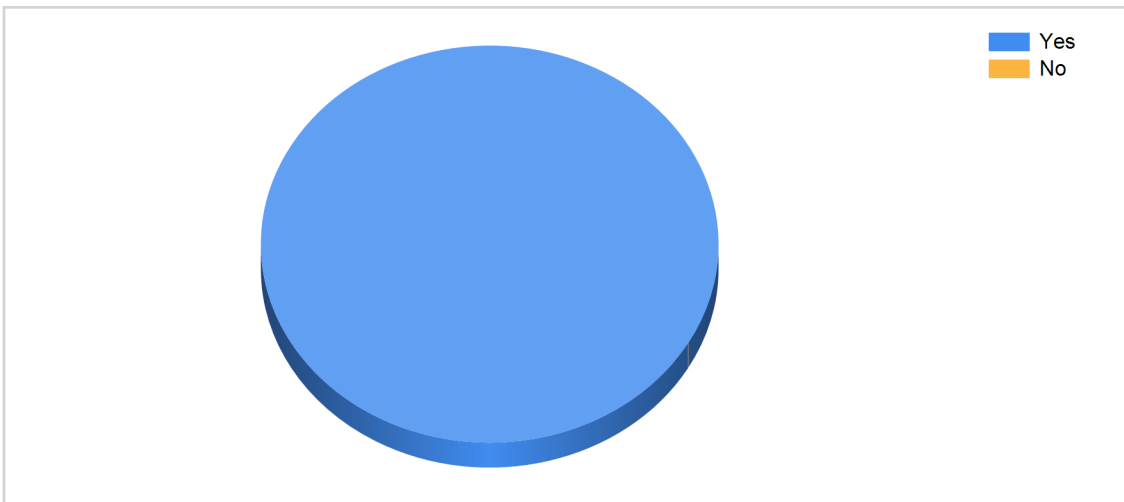
**Filtered by:**

Tutors: All

Subject Areas: All

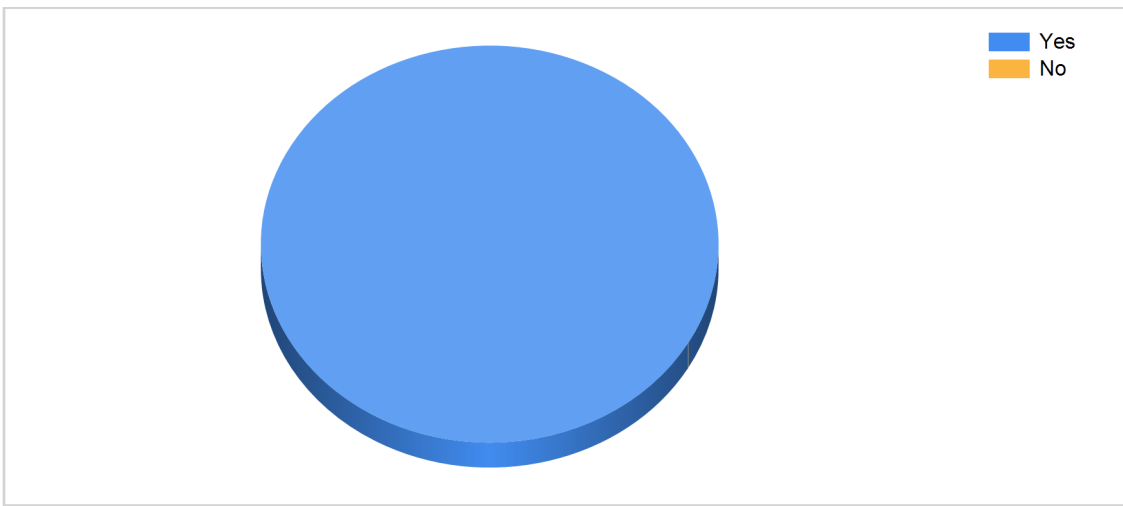
**Item: Did you find the help in the Center you were looking for?**

<u>Answer</u>	<u>Count</u>	<u>%</u>
Yes	1	100.00%
No	0	0.00%



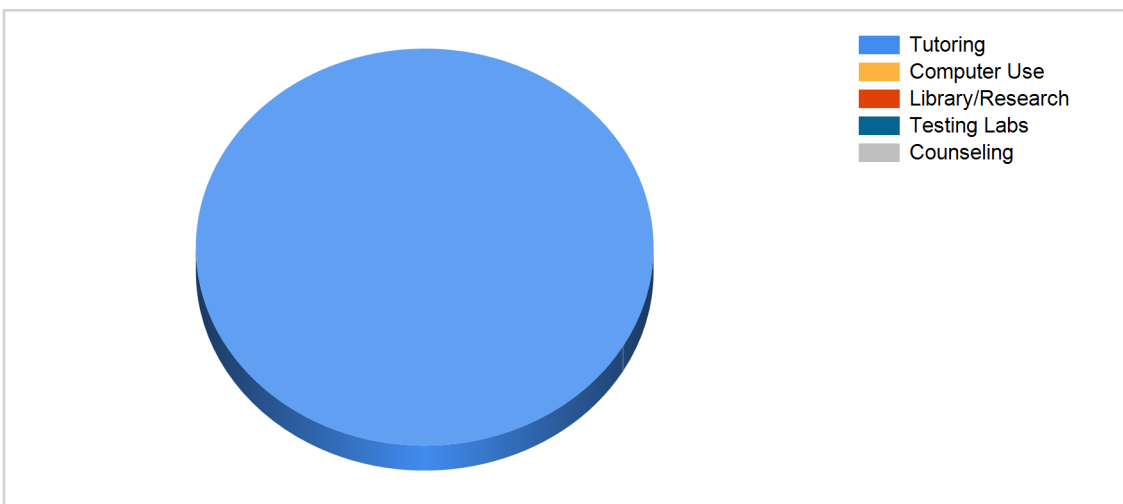
**Item: Were you greeted promptly?**

<u>Answer</u>	<u>Count</u>	<u>%</u>
Yes	1	100.00%
No	0	0.00%



**Item: What did you visit the Center for?**

<u>Answer</u>	<u>Count</u>	<u>%</u>
Tutoring	1	100.00%
Computer Use	0	0.00%
Library/Research	0	0.00%
Testing Labs	0	0.00%
Counseling	0	0.00%



**Item: Please, rate the service that you received:**

<u>Answer</u>	<u>Count</u>	<u>%</u>
Excellent	0	0.00%
Very Good	1	100.00%
Good	0	0.00%
Average	0	0.00%
Needs Improvement	0	0.00%

Poor

0

0.00%

