



Conference Leads - Quick Start

Exhibitors will be using the Conference Leads app for scanning in Attendees information that you can later email to yourself. You can download and install the app from [iOS App Store](#) and the [Google Play Store](#)

[Download this guide here:](#)

Operator Quick Start Guide

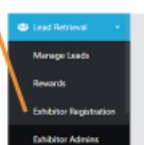


Conference Leads - Quick Start Guide Exhibitor Admin

Conference Tracker App Exhibitor Admin

Register

You should set the device to the room you are in for signing in/out attendees so the device can pull the schedule for the conference



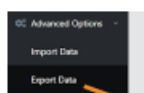
Exhibitor Administrator		Company	
	Exhibitor One exhibitorone@gmail.com	Oxydean	...
	Exhibitor Two exhibitortwo@gmail.com	Company A	...
	Exhibitor Three exhibitorthree@gmail.com	CS	...

Create Passwords

Click on Exhibitor Representatives to create secure passwords for your reps.

Login

After registration you will need to access your web portal go to confrac.com and login using your registration information



Sessions	Download	Download	Download
Leads	Download	Download	Download
Raw Swipes	Download	Download	Download

Export Leads

Under Advanced Options select Export Data. This is where you can download an Excel/CSV/HTML file format of the leads for your entire company including the representative who captured the lead at the conference. Now simply upload the data to your CRM or other databases

Qualifying Questions

To create custom qualifying questions on the app you'll need to click on Leads>Edit Leads Survey in the web interface first

The Leads Survey allows you to add any text, lists, checkboxes, and options such as required responses for a question in the survey

Lead Analytics

Under Leads Retrieval-> Manage Leads-> Analytics, you can view leads analytics sorting data by general numerical data, leads by date, leads percentage by representative, leads by representative, and leads by time of day

Register

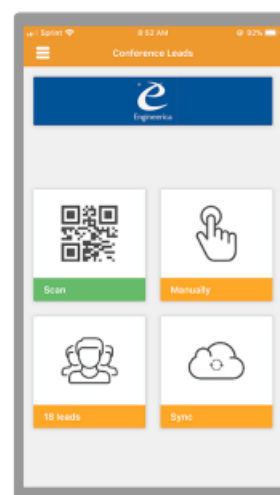
Register using the link sent to you by your conference organizer. You will create your user login information during the registration process.

You can locate your domain in the registration link: it will look similar to the one below

<http://www.conftrac.com/domain/exhibitor>

The **email address** (username) and **password** entered here will be used to login to your **Conference Leads app and web portal**. Be sure to store your password in a secure place. If the administrator will be using the Conference Leads, check the box called **"Enable Conference Leads."** If the administrator will not be using lead retrieval, then the first box should remain unchecked.

To register for lead retrieval licenses, check the Register Representatives box and check the Enable Conference Leads for each representative.



[Back to Exhibitor Admin Guides](#)

From:
<http://www.attendance-tracking.com/docs/> - **Engineerica Documentation**

Permanent link:
<http://www.attendance-tracking.com/docs/doku.php/conferenceleads/2/exhibitor-admin/quickstart?rev=1573074328>

Last update: **2019/11/06 16:05**

